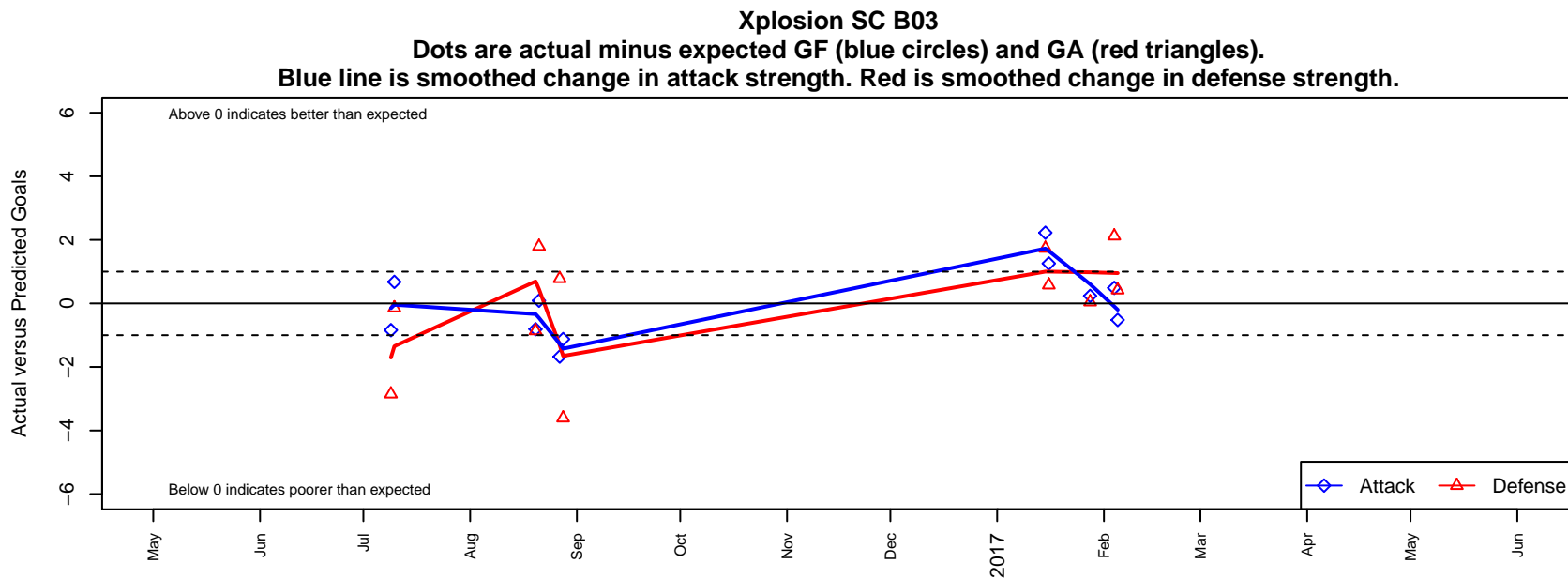


# Xplosion SC B03

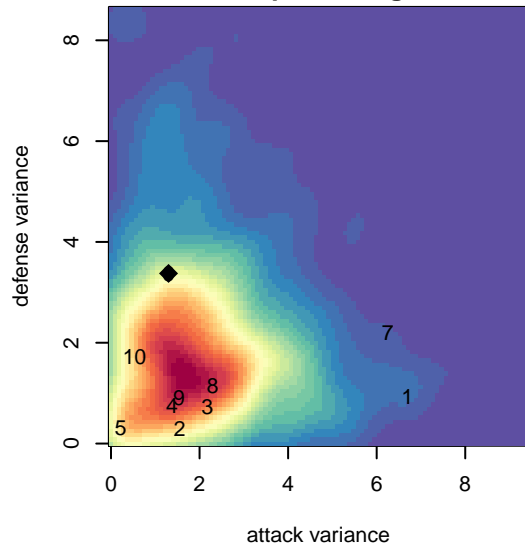
, CAS  
B03 total strength=1746  
attack=44.41 defense=15.85

alt names used:  
Xplosion SC B03

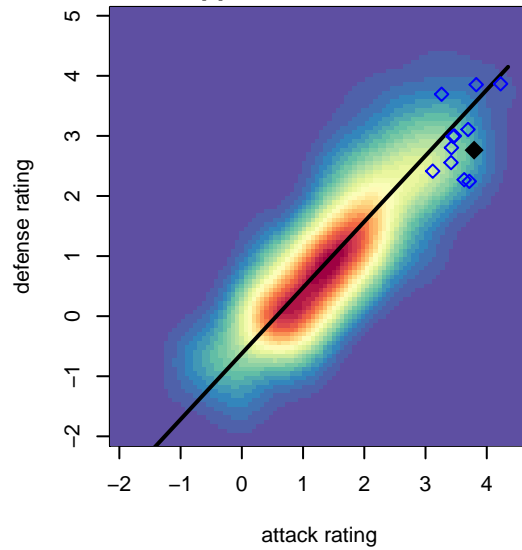
Venues played:  
2016 FWRL CAS B03



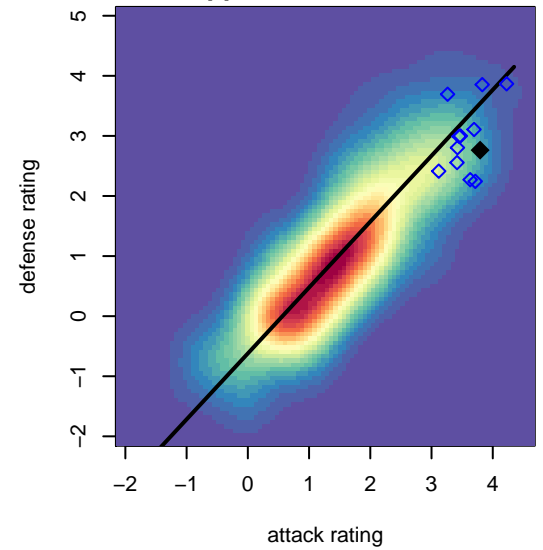
**attack and defense variance (black dot)  
relative to other teams  
and top 10 in region**



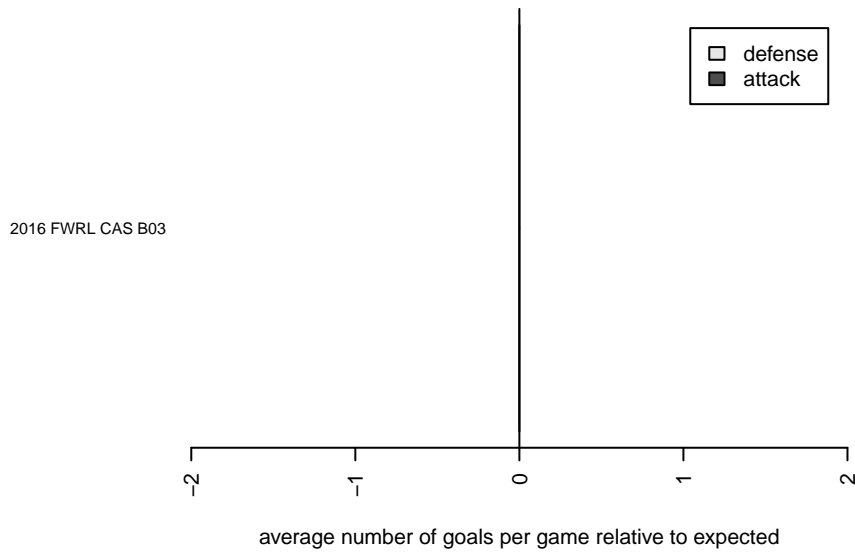
**attack and defense rating  
relative to others at age  
and all opponents in last 13 months**



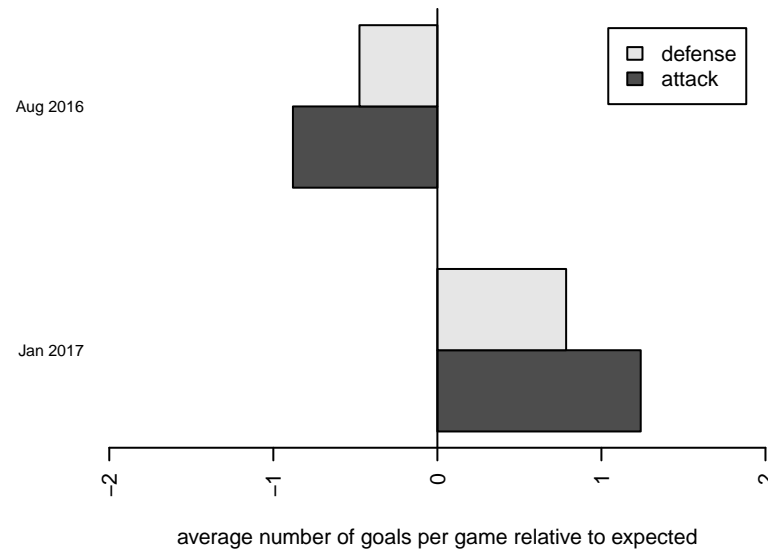
**attack and defense rating  
relative to others at age  
and all opponents in last 13 months**



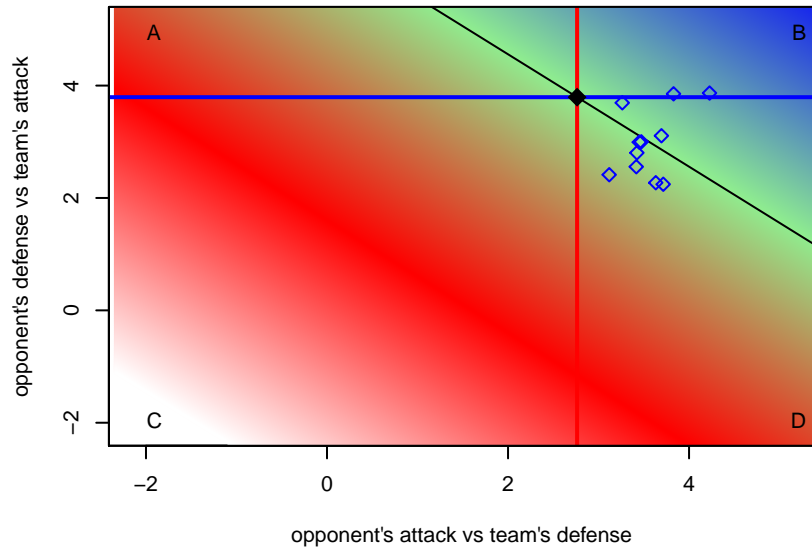
**Performance relative to 13 month average**



**Performance relative to 13 month average**



Distribution of opponents  
 Red = Lose zone, Blue = Win zone, Green = Even  
 Black line separates win/lose zones



lot. A=Neither has attack advantage, B=Opponent has both attack and defense advantage, C=Opponent has both attack and defense disadvantage, D=Both have

<b>date</b>	<b>home</b>		<b>away</b>		<b>venue</b>	<b>pred.home</b>	<b>pred.away</b>
2017-02-05	Xplosion SC B03	4	LA Galaxy South Bay Elite B03	1	2016 FWRL CAS B03	4.52	1.42
2017-02-04	TFA California B03	1	Xplosion SC B03	2	2016 FWRL CAS B03	3.12	1.51
2017-01-28	CDA Slammers Esparza B03	2	Xplosion SC B03	3	2016 FWRL CAS B03	2.04	2.76
2017-01-16	Oxnard United SC B03	3	Xplosion SC B03	2	2016 FWRL CAS B03	3.58	0.74
2017-01-15	Los Angeles United FA Academy Reserve B03	1	Xplosion SC B03	4	2016 FWRL CAS B03	2.73	1.78
2016-08-28	San Diego SC Academy Navy B03	6	Xplosion SC B03	1	2016 FWRL CAS B03	2.39	2.12
2016-08-27	Xplosion SC B03	0	West Coast FC B03	2	2016 FWRL CAS B03	1.67	2.78
2016-08-21	Xplosion SC B03	1	LA Galaxy San Diego Elite B03	0	2016 FWRL CAS B03	0.91	1.79
2016-08-20	FRAM Premier B03	4	Xplosion SC B03	3	2016 FWRL CAS B03	3.14	3.81
2016-07-10	Xplosion SC B03	5	Strikers FC South Coast B03	3	2016 FWRL CAS B03	4.32	2.86
2016-07-09	Xplosion SC B03	0	CDA Slammers Black B03	9	2016 FWRL CAS B03	0.84	6.15